




Segment (in Crore)	Order Inflow		Customer Revenue		EBITDA Margin (%)	
	Q1 FY 22	Q1 FY 23	Q1 FY 22	Q1 FY 23	Q1 FY 22	Q1 FY 23



D 5HYHQXH IURP RSHUDWLRQV
E 2WKHU LQFRPH QHW

0DQXIDFWXULQJ FRQVWUXFW
L &RVW RI UDZ PDWHULDOV D
LL 6WRUHV VSDUHV DQG WR

([FHSWLRQDO LWHPV QHW RI

D &XUUHQW WD[
E 'HIUUHG WD[

6KDUH LQ SURILW ORVV DIW

ROOLQJ LQWHUHVVV

RI WKH &RPSDQ\
DOLQJ LQWHUHVVV

RI WKH &RPSDQ\
OOLQJ LQWHUHVVV

DDDFH YDOXH RI VKDUH
WR RZQHUV RI WKH &RPSDQ

SDLGTXL WRQ KDWHFLRH RI VWRFN RSWLRQV E\ HPSOR



UHUUHQFH EHWZHHQ DXGLWHG ILJXUH

'HEW HTXLW\ UDWLR

'HEW VHUYLFH FRYHUDJH UDWLR '6&5

,QWHUHVW VHUYLFH FRYHUDJH UDWLR ,6&5

&XUUHQW UDWLR



Y

